

Economic Impact of Multiple Sclerosis in 2010

Australian MS Longitudinal Study

Completed September 2011

Supported by a grant from:

Macquarie Group
Foundation



COVANCE



Menzies
Research
Institute
Tasmania



Overview

- Multiple sclerosis
- Prevalence
- Healthcare costs and indirect costs
- Quality of life
- Conclusions
- Recommendations

Multiple sclerosis

- Progressive, chronic disease of the central nervous system (brain and spinal cord).
- Most frequent neurological disease in young and middle-aged adults
- Involves multiple areas of the central nervous system
- Variable and complex range of symptoms
 - **visual disturbance**
 - **fatigue**
 - **pain**
 - **reduced mobility and coordination**
 - **cognitive impairment**
 - **mood changes**

Multiple sclerosis

- Most common form of MS is relapsing-remitting
- Majority eventually enter a progressive phase with accumulating disability
- 10% of people with MS have a primary progressive disease at onset
- Average age at onset is between 20 and 40
- 75% of people with MS are women
- Treatments can reduce relapse, but there is no cure

MS tends to strike people in their most productive years, impacting on careers, relationships, family, and social life

Prevalence of Multiple Sclerosis

- Approximately 21,200 people with MS in Australia in 2010
- Prevalence increased by 4% per year since 2005
- Australia-wide 95.2 per 100,000 persons
- There is a latitude gradient of MS prevalence in Australia with prevalence in Tasmania double that in Queensland
- Around 1,200 (5.7%) living in establishments

COVANCE

M |  | Menzie's
Research
Institute
Tasmania

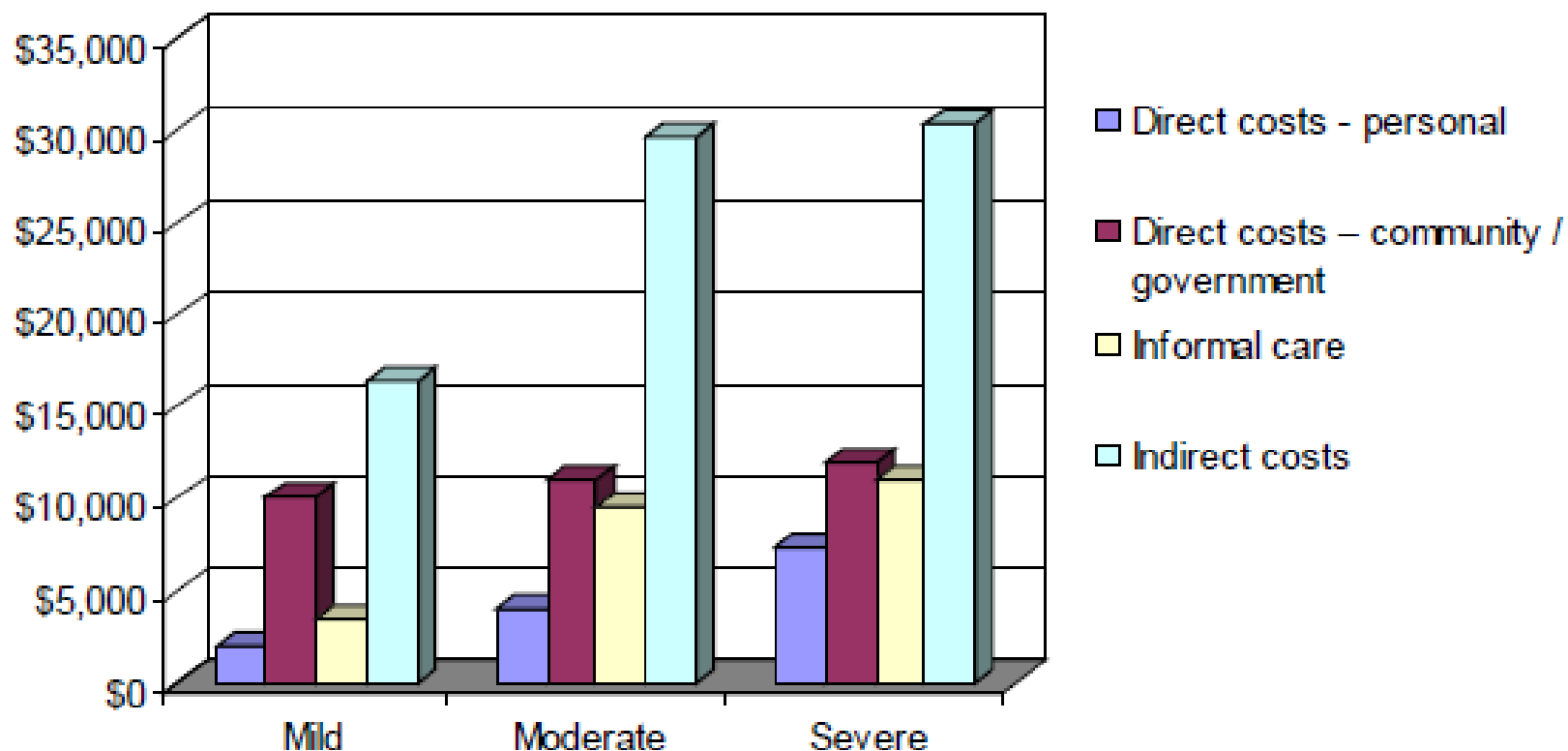
MS
RESEARCH
AUSTRALIA

Annual cost of Multiple Sclerosis

Cost of MS by cost categories in 2010

Cost category	2010	
	Cost per person with MS	Total \$M
Direct costs – personal	\$3,697	\$78
Direct costs – community / government	\$10,721	\$227
Nursing home and equivalent costs	\$4,384	\$93
Informal Care	\$6,857	\$145
Indirect costs	\$23,286	\$494
Total costs	\$48,945	\$1,038

Cost of MS by severity – per person



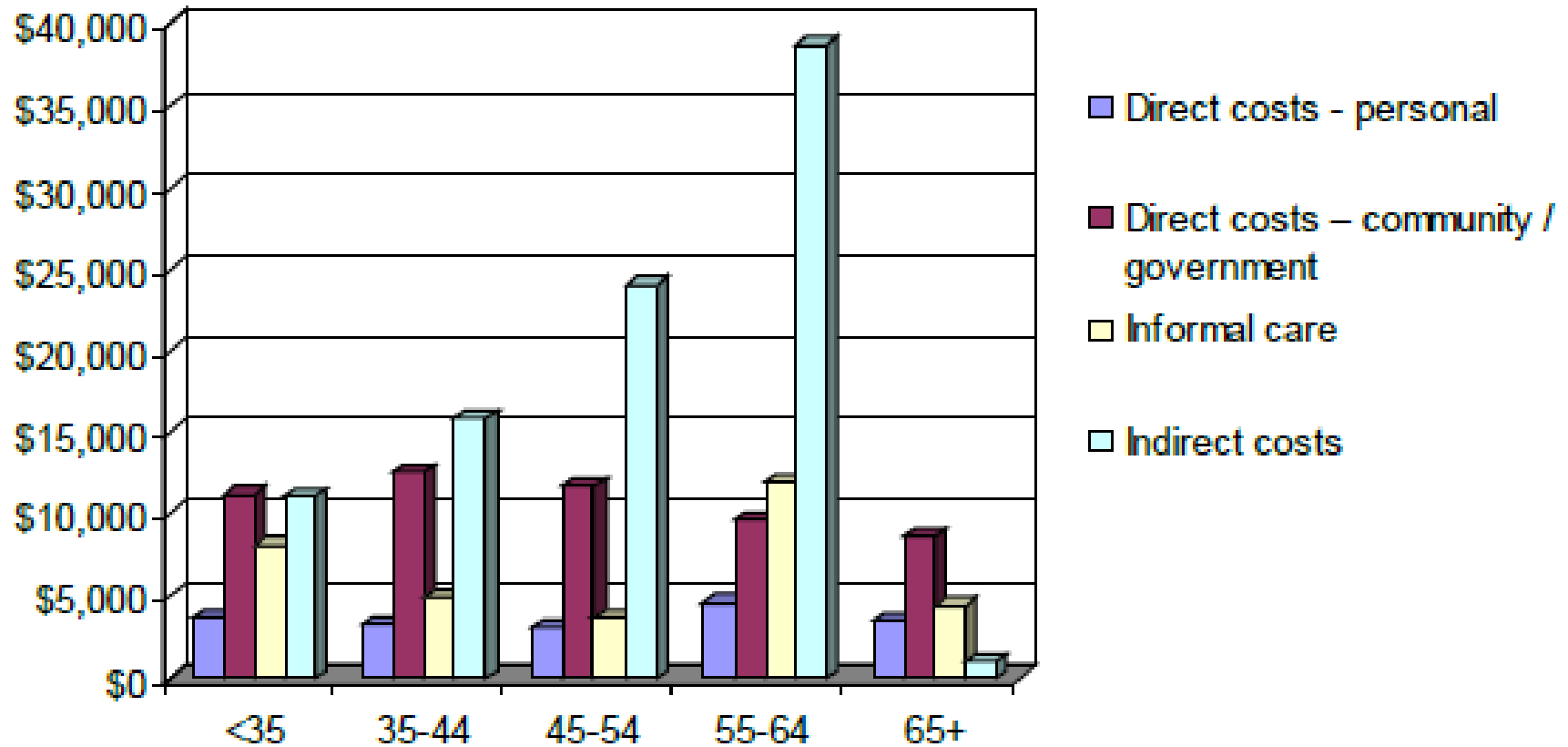
Notes: Mild severity includes EDSS levels 1 - 3, Moderate includes 4 – 6, Severe includes levels 6.5 – 9.
Nursing home costs are excluded as they are unable to be broken down by MS severity.

Annual cost of MS by severity

	Mild	Moderate	Severe
Cost of MS per person	\$36,369	\$58,890	\$65,305
Total cost of MS (\$000's)	\$341,117	\$413,819	\$219,724

Total cost for people with MS where severity not stated, \$62,967,000. Overall Total Cost, therefore \$1.04 billion

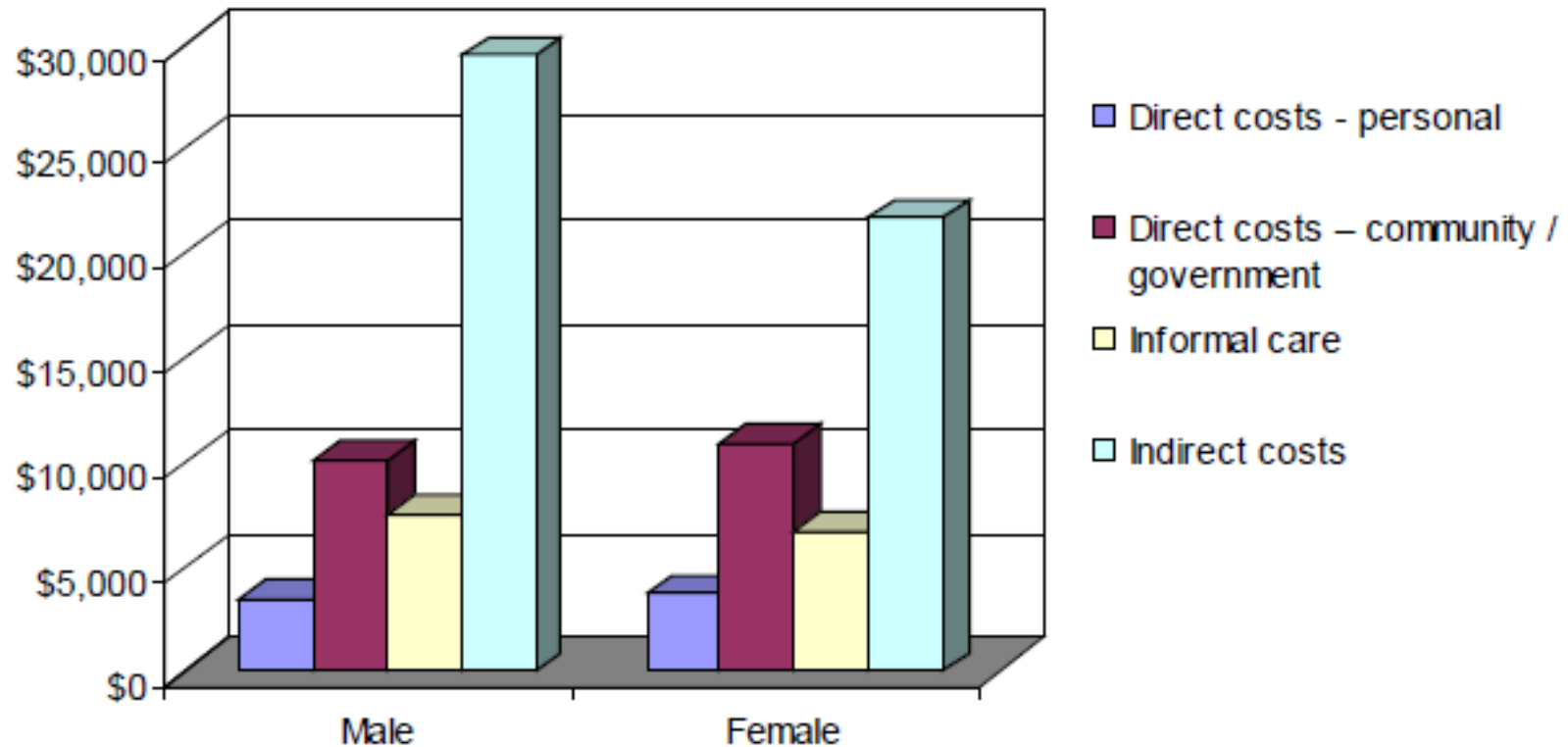
Costs of MS by age – per person



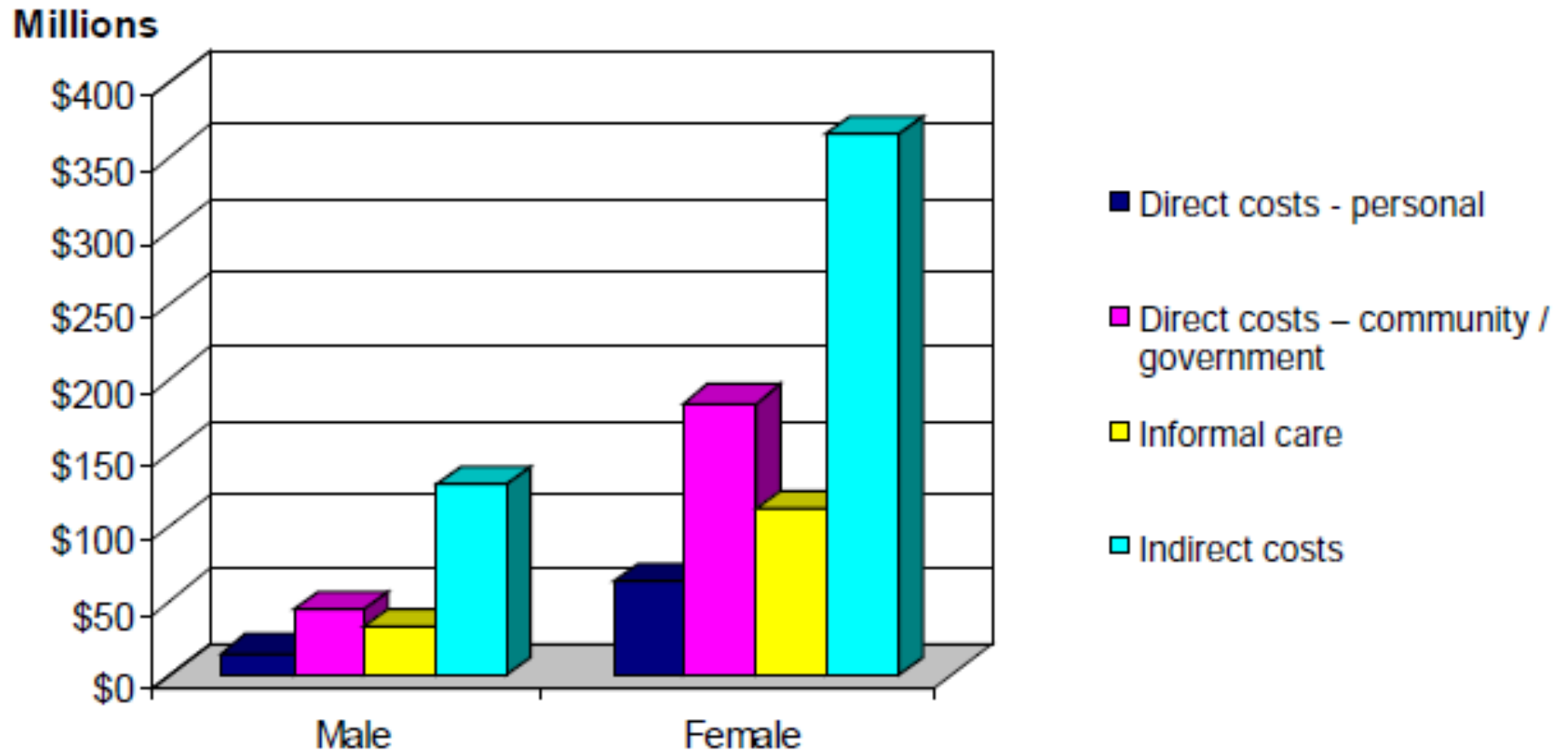
Annual cost of MS by age group

	<35	35-44	45-54	55-64	65+	Not stated	Total
Cost of MS per person	\$38,478	\$40,958	\$46,874	\$69,379	\$21,804	\$50,898	\$48,945
Total cost of MS (\$000's)	\$49,625	\$151,223	\$300,074	\$460,668	\$64,274	\$12,124	\$1,037,627

Cost of MS by gender – per person

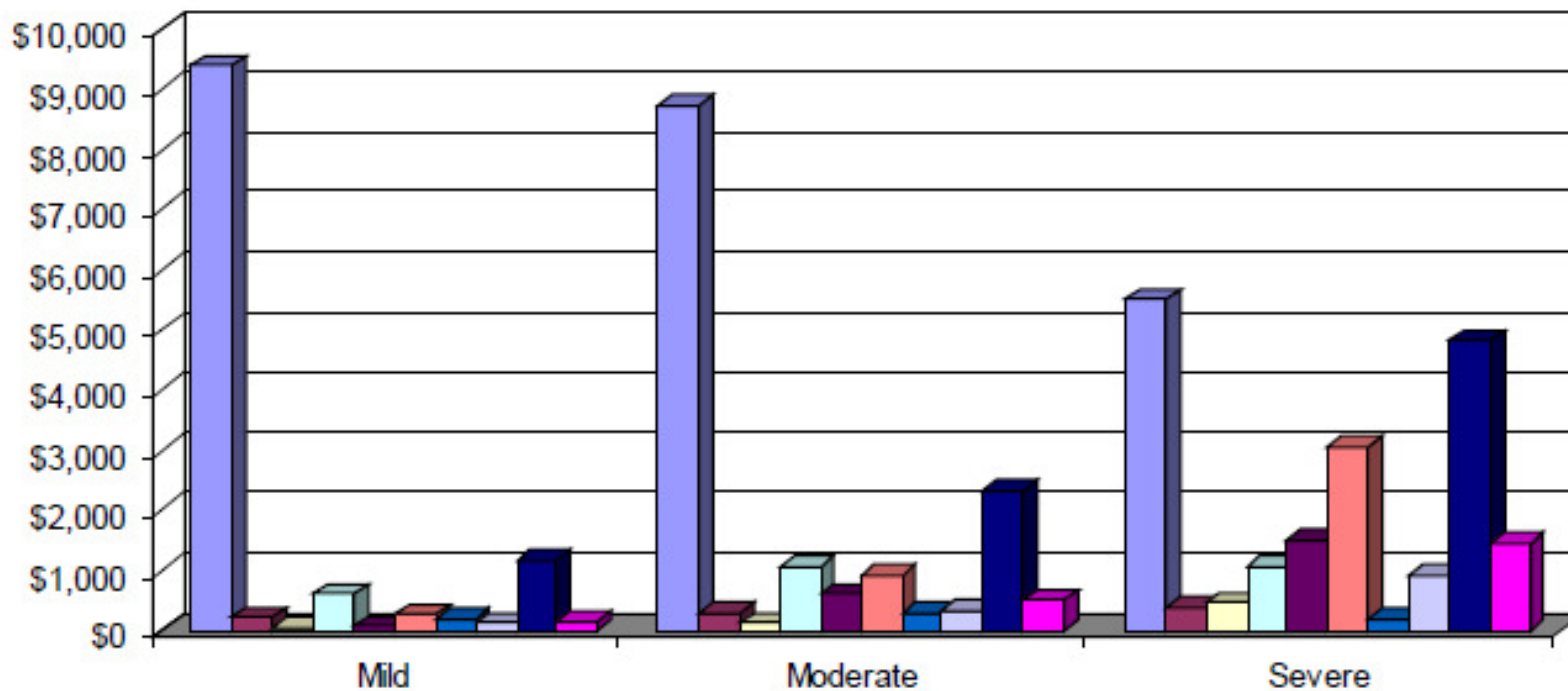


Cost of MS by gender - total



Direct annual costs

Direct costs - by cost category and disease severity - per person with MS



- Prescription Medication
- Health Professional
- Medical Tests
- Special Equipment

- Non-Prescription Medication
- Nursing Services
- Hospital Stay

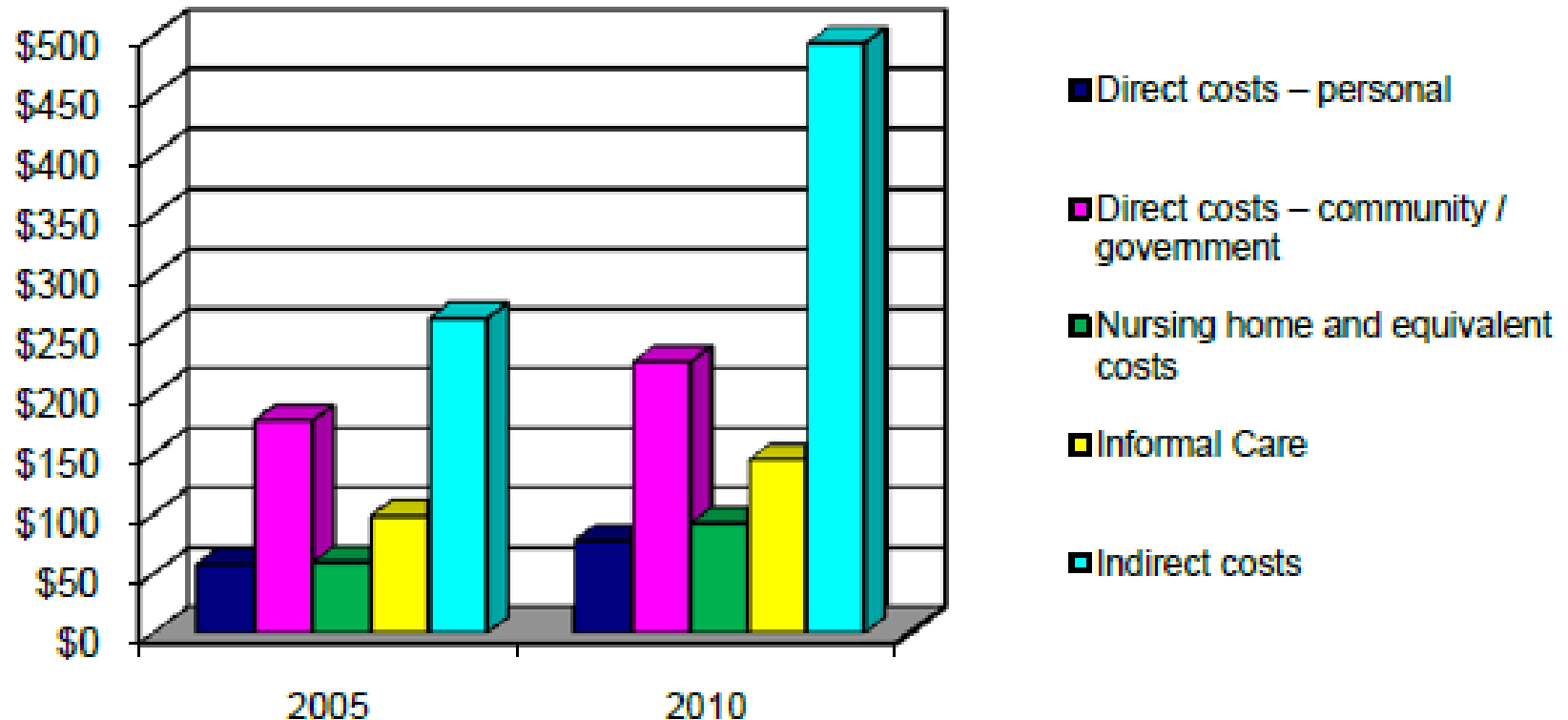
- Disposable Equipment
- Community and Private
- Alterations to Car/Home



Cost of MS in 2005 and 2010

Cost of MS by cost categories in 2005 and 2010 (\$M)

Millions



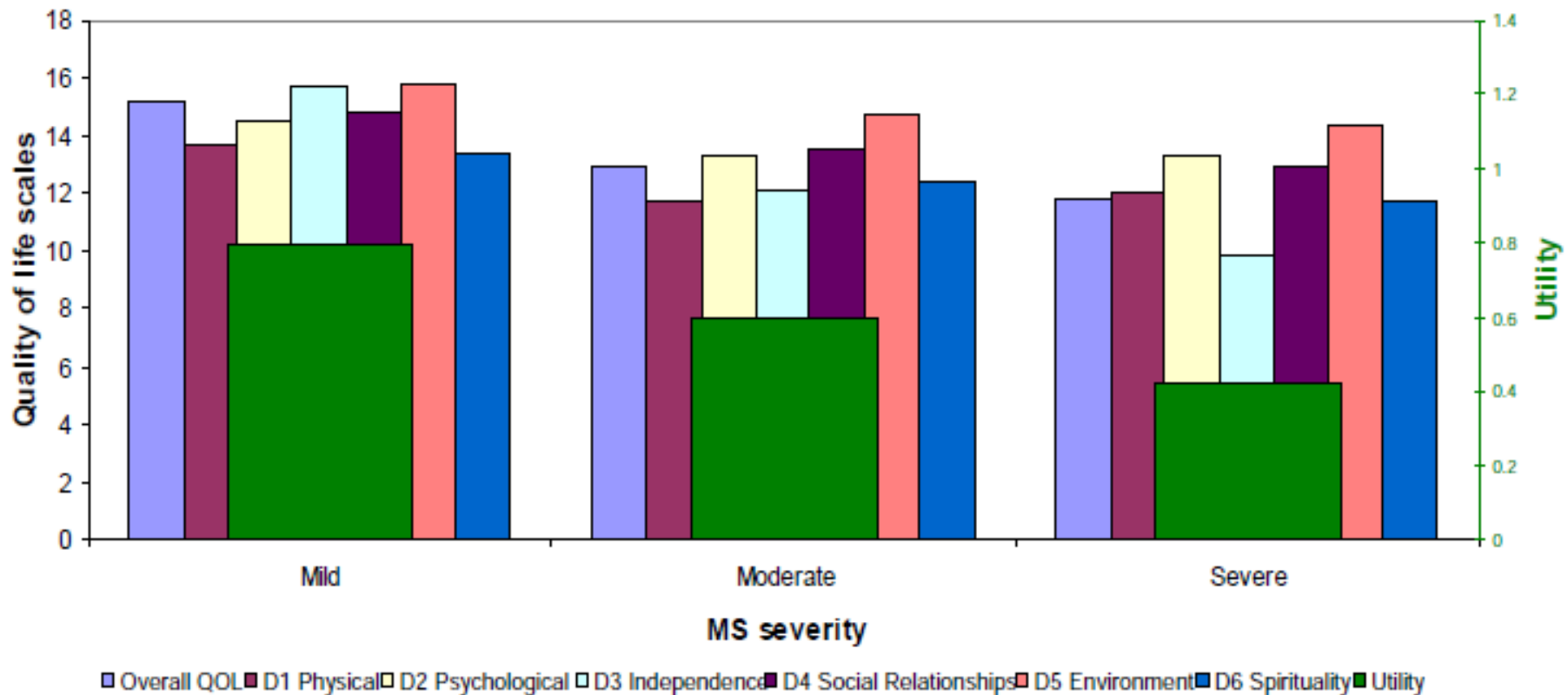
COVANCE

M
Menzies
Research
Institute
Tasmania

MS
RESEARCH
AUSTRALIA

Utility and Quality of Life

Utility and Quality of Life measured by WHO QoL



- The utility for Australians aged 50-59 (average age of people with MS) is 0.8
- Mean utility for people with MS is 0.65 (a 20% reduction)
- There is a 50% reduction in utility as MS becomes severe

Conclusions

- An estimated 21,200 Australians live with MS
- Prevalence of MS is increasing by 4% per year
- There are substantial health costs and indirect costs associated with MS
 - a total of \$1.04 billion per year
- Costs increase with severity through:
 - Increased need for community and private care
 - Alteration to cars and houses
 - Costs increase despite people with severe MS no longer being eligible for PBS-reimbursed medicines

Conclusions

- Indirect costs increase with MS severity through:
 - Loss of employment with increased disability
 - The impact of this on families is compounded by increasing personal costs as severity increases
- Reduction in quality of life associated with MS is equivalent to stroke and end stage cancer:
 - 20% reduction in utility in MS patients
 - increases to 50% when MS becomes severe

Policy Recommendations

Problem:

- MS imposes a substantial economic and social burden on the people with the condition and the community as a whole
- The burden increases with severity

Solution:

Investment in research and innovations to delay or ideally prevent the progression of the condition could bring substantial rewards

Policy Recommendations

Problem:

The greatest proportion of the cost of MS to the individual and society lies in lost productivity

Solution:

- Investment in resources, services and environments that assist people with MS to retain employment is of paramount importance
- Development of a National Disability Insurance Scheme is fully supported

Thank you

Supported by a grant from Macquarie Group Foundation
and unrestricted grants from MSRA's industry round-table

